


Il ravanello gigante

Plural
Words



Livello 1
Pittogrammi
+
Testo



Cofinanziato
dall'Unione europea

movetia

Austausch und Mobilität
Echanges et mobilité
Scambi e mobilità
Exchange and mobility

Istruzioni per la lettura



COME LEGGERE QUESTO LIBRO?

Si consiglia di visualizzare il libro **pagina per pagina**.

Questo libro può essere letto in classe in modo collaborativo. Per garantire che tutti possano leggere il testo, suggeriamo di proiettarlo su uno schermo grande.

Il suo formato è pensato anche per la lettura individuale.

LIVELLO 1, COSA SIGNIFICA?

Il livello 1 comprende il testo e i pittogrammi.

I pittogrammi consentono una maggiore inclusione di tutti gli studenti.


Offrono anche un supporto di lettura alternativo al testo.

Il livello del testo è stato adattato per garantire una maggiore comprensione.


I simboli pittografici utilizzati sono di proprietà del Governo dell'Aragona e sono stati creati da Sergio Palao per [ARASAAC](http://www.arasaac.org) (<http://www.arasaac.org>), che li distribuisce sotto [licenza Creative Commons BY-NC-SA](#).

Alcuni pittogrammi sono stati creati dalla partnership per il progetto Plural Words.


I personaggi




NONNO




NONNA




RAVANELLO




NIPOTE




NIPOTINA



CANE



GATTO




TOPO

Codice colore

I nomi dei personaggi sono colorati.

Lo scopo è quello di facilitare la lettura.

Questo colore è presente anche nella cornice del pittogramma.



Nonno

pianta un seme di
ravanello



NONNO



NONNA



NIPOTE



NIPOTINA



RAVANELLO



GATTO



TOPO

Vocabolario

2




Il pittogramma con i numeri rappresenta il numero di personaggi che aiutano a estrarre il ravanello dal terreno.




Questo pittogramma rappresenta la parola "e".




Questa serie di pittogrammi si riferisce alle **preposizioni**.




È primavera.




Il nonno



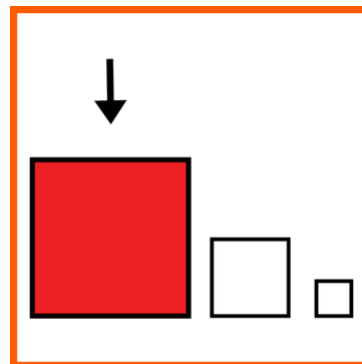


pianta



un ravanella




nel giardino.


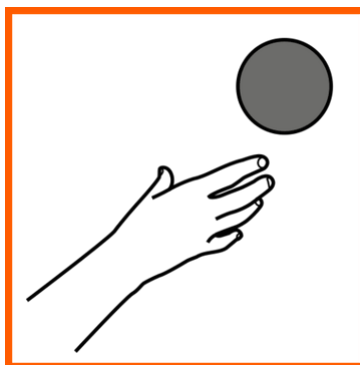


Il ravanello


cresce, cresce, cresce... e diventa enorme.




Il nonno



vuole estrarre



il ravanella.




Il nonno




tira...



e tira




il ravanello.




Il nonno



non riesce a
tirare fuori




il ravanello.



Il nonno






chiama



la nonna



per aiutarlo.




Il nonno

e

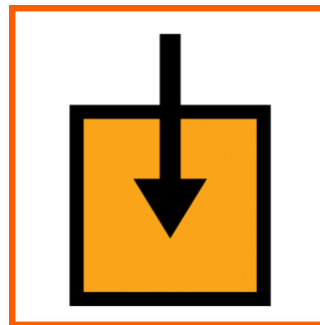

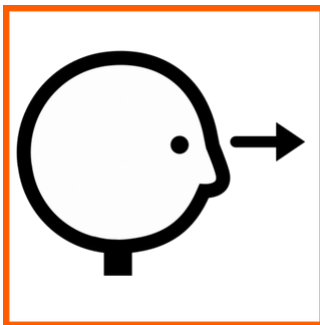

la
nonna

tirano insieme.



Il ravanella

non si muove.





La
nonna

vede

il nipote

nel cortile.





La
nonna

chiama




il nipote

per aiutarli.



Il nipote

arriva per aiutare i suoi nonni.

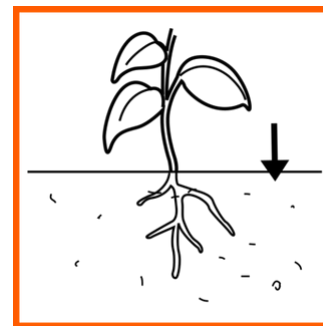

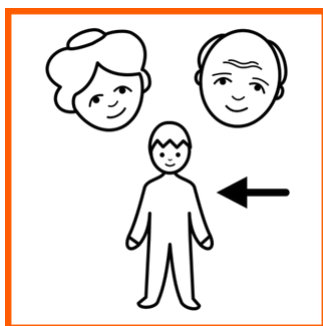


Il nonno,

la
nonna

e il nipote tirano

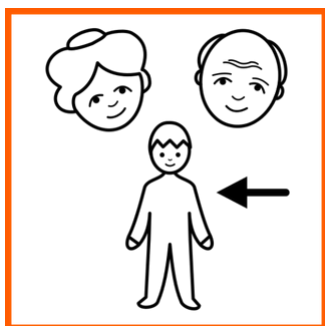
il ravanello.




Non riescono a
tirare

il ravanella

fuori dalla terra.







Loro
chiedono
una mano



alla nipote



per aiutarli.



I nonni,


il nipote

E

la nipote

tirano


il ravanello.



Il ravanella




ancora non si
muove.



La nipote




chiama



il cane

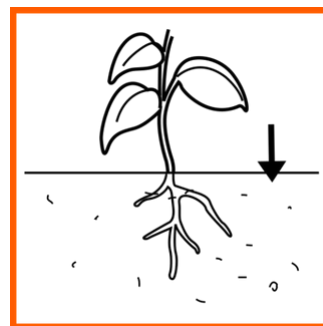



per
chiedere
aiuto.



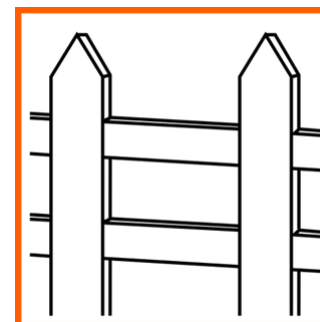


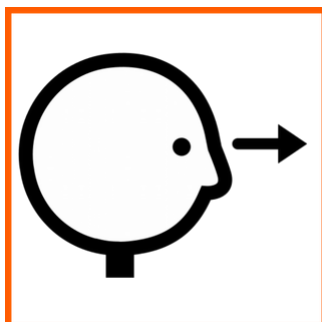

Tutti e cinque tirano e tirano

il ravanello.




Il ravanello

non esce dalla terra.



Un gatto


osserva curioso dalla recinzione.



Il cane




chiama



il gatto




per
chiedere
aiuto.



Tutti e sei tirano e tirano

il ravanello,

ma non ci riescono.



Poi

il gatto



chiama



un topo




per
chiedere
aiuto.



Tutti e
sette



tirano




il ravanello,

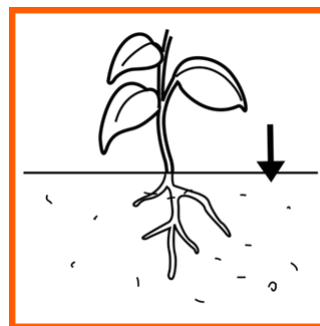



tira e tira...







Il ravanello




esce finalmente dalla terra!


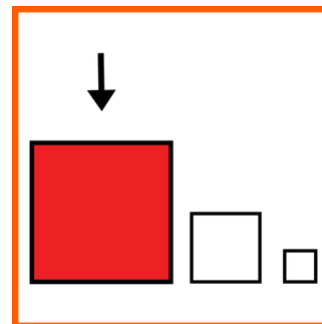



Tutti sono molto felici per

il ravanello.




Nonna




ravanello.


fa un'insalata con l'enorme




Lei




invita tutti a cena.




Il nonno,




la nonna,




il nipote,



la nipote,




il cane,




il gatto,



il topo



mangiano l'insalata.



Plural Words è un progetto europeo iniziato nell'ottobre 2023. È cofinanziato dal Programma Erasmus+ della Commissione europea per sostenere l'istruzione scolastica.

Il progetto mira a facilitare l'apprendimento e l'uso della comunicazione aumentativa e alternativa (CAA) per i bambini della prima infanzia e della scuola primaria. Con strumenti creativi e supporti visivi, Plural Words aiuta tutti gli studenti a comunicare, imparare ed essere inclusi, garantendo pari opportunità per tutti.

WWW.PLURAL-WORDS.EU

Finanziato dall'Unione europea. Le opinioni espresse appartengono, tuttavia, al solo o ai soli autori e non riflettono necessariamente le opinioni dell'Unione europea o dell'Agenzia esecutiva europea per l'istruzione e la cultura (EACEA). Né l'Unione europea né l'EACEA possono esserne ritenute responsabili. (Codice del progetto: 2023-1-FR01-KA220-SCH-000155095).

